

# Area Agency on Aging of Pasco-Pinellas 2019

Moving Forward

---

# CASOA™

**Community Assessment Survey  
for Older Adults™**

Agenda Item #11 (B)  
01/13/2020



2955 Valmont Road, Suite 300 • Boulder, Colorado 80301  
www.n-r-c.com • 303-444-7863

# Contents

Introduction .....	1
Summary of Findings.....	2
Overall Community Quality.....	2
Community Strengths and Challenges.....	3
Older Resident Needs in Pasco-Pinellas AAA.....	5
Taking the Next Steps in Pasco-Pinellas.....	7



CASOA™ Summary Report | Pasco County



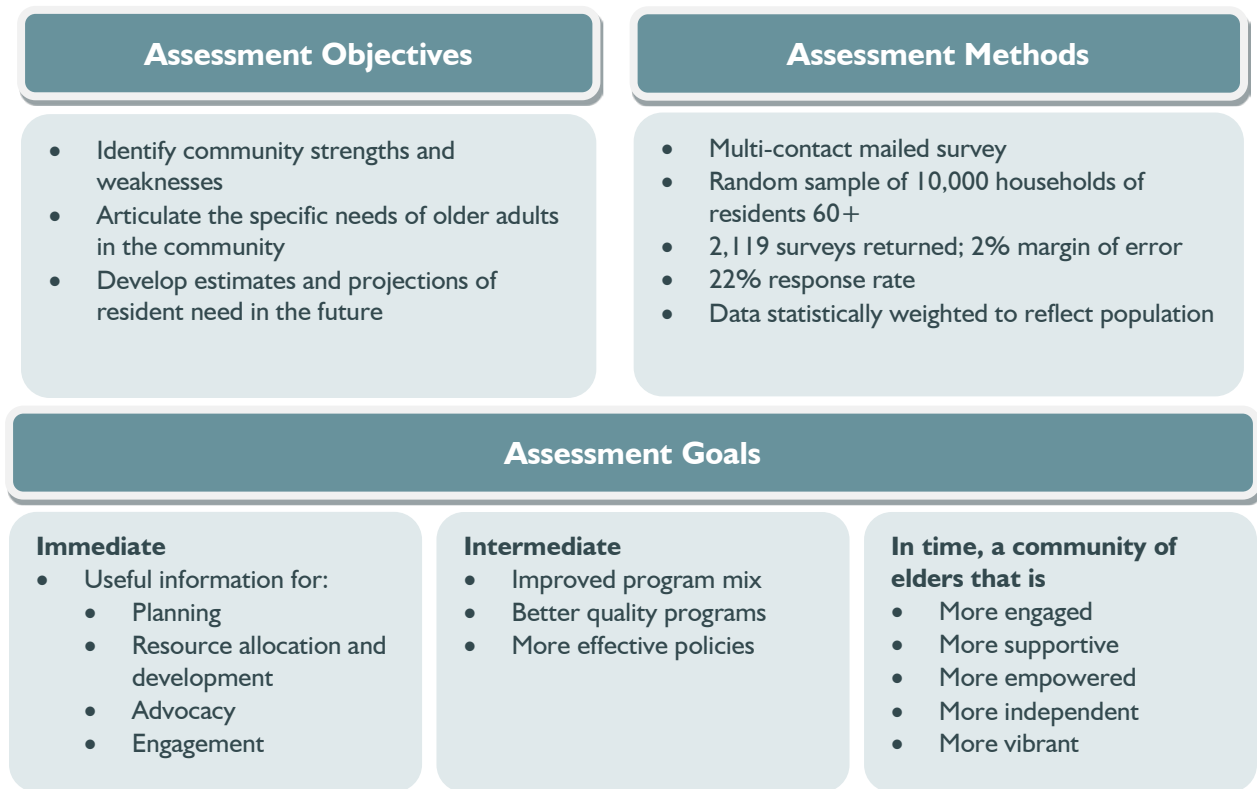
NRC is a charter member of the AAPOR Transparency Initiative, providing clear disclosure of our sound and ethical survey research practices.

# Introduction

The Community Assessment Survey for Older Adults (CASOA™), administered by National Research Center, Inc., provides a statistically valid survey of the strengths and needs of older adults as reported by older adults themselves in communities across America.

The results of this study provide useful information for planning and resource development as well as strengthen advocacy efforts and stakeholder engagement. The ultimate goal of the assessment is to create empowered communities that support vibrant older adult populations.

Figure 1: CASOA Methods and Goals



The CASOA questionnaire contains many questions related to the life of older residents in the community. Survey participants were asked to rate their overall quality of life, as well as aspects of quality of life in the Pasco-Pinellas AAA's service area. In addition, NRC researchers mapped the CASOA instrument to the AARP Livable Communities model. The categories of community livability for the AARP model include: Overall Community; Health and Wellness; Housing; Outdoor Spaces and Buildings; Transportation and Streets; Social Participation, Inclusion and Education; Volunteer and Civic Opportunities; Job Opportunities and Community Information. Questions asked on the CASOA questionnaire align well with the AARP model.

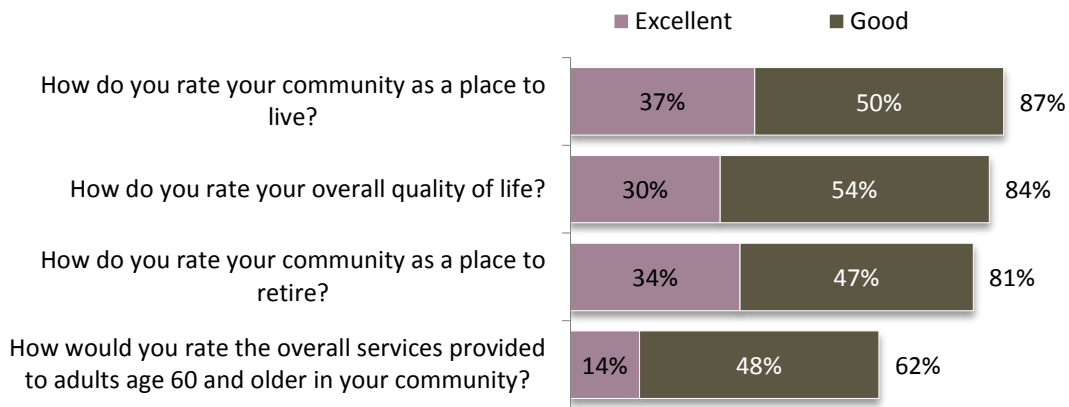
The CASOA survey was administered via mail to a representative sample of adults 60 years or older in Pasco and Pinellas Counties in March 2019. Of the 10,000 older adult households contacted in Pasco-Pinellas AAA's service area, a total of 2,119 completed surveys, providing an overall response rate of 22% and a margin of error of plus or minus 2%. For more information on the survey methods, please refer to full survey report, *Area Agency on Aging of Pasco-Pinellas Report of Results*, under separate cover. This report provides a summary of the full report with the intention of focusing the Pasco-Pinellas community on the next steps towards creation of a more elder-friendly, elder-inclusive community.

# Summary of Findings

## Overall Community Quality

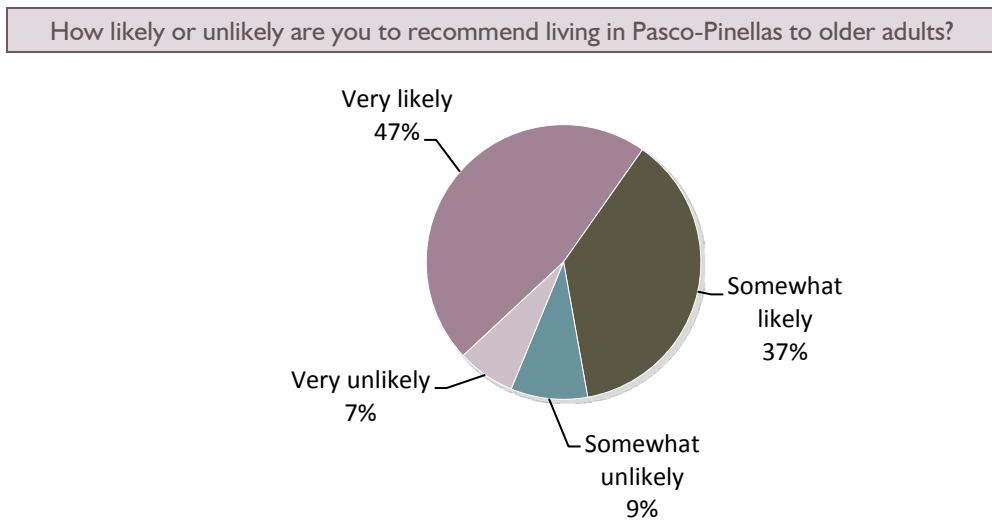
Older residents gave positive ratings to their quality of life in Pasco-Pinellas and gave their community high ratings as a place to live. The community as a place to retire and the overall services provided to older adults in Pasco-Pinellas received ratings higher than national benchmarks.

**Figure 2: Pasco-Pinellas as a Place for Older Residents**



A further testament to the quality of the community, about 8 in 10 older adults said they would recommend living in Pasco-Pinellas to others.

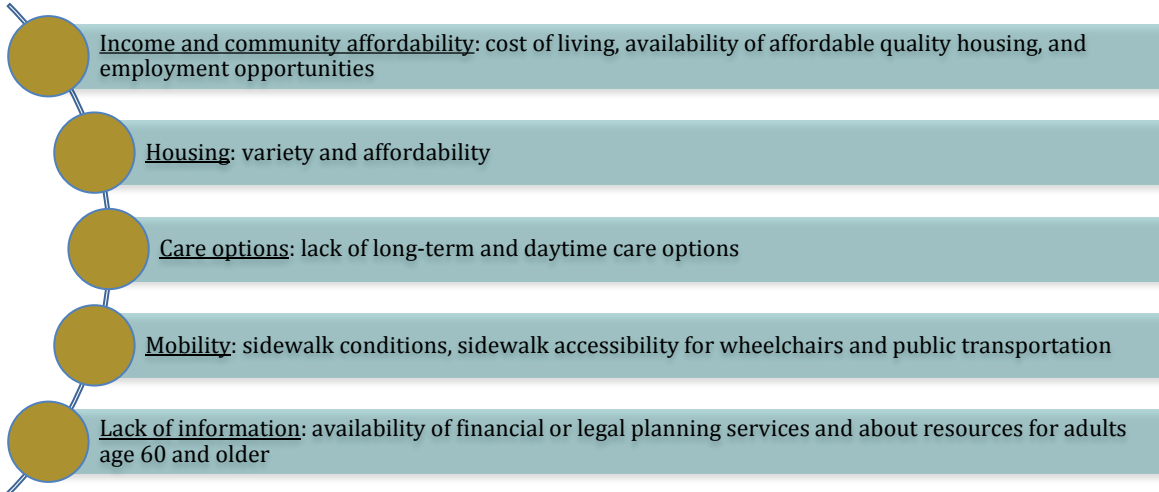
**Figure 2: Older Residents' Likelihood of Recommending Pasco-Pinellas to Others**



## Community Strengths and Challenges

Survey respondents rated the quality of more than 40 characteristics of the Pasco-Pinellas community. The highest rated amenities related to opportunities in the community for religious, civic, social, recreational and fitness activities. Parks, the availability of affordable quality food, preventive health services and mobility also were viewed favorably. Community characteristics receiving relatively lower scores related to the following:

**Figure 4: Lowest Scoring Community Characteristics**



**Figure 5: Assessments of Pasco-Pinellas Community**

Challenges	Neutral	Strengths
Percent rating characteristics as excellent or good		
Fewer than 50%	55%-64%	66% or more
<ul style="list-style-type: none"> <li>• Availability of long-term care options*</li> <li>• Variety of housing options</li> <li>• Availability of financial or legal planning services*</li> <li>• Availability of information about resources for adults age 60 and older*</li> <li>• Accessibility of sidewalks for wheelchairs and other assistive mobility devices</li> <li>• Condition of sidewalks</li> <li>• Availability of affordable quality mental health care</li> <li>• Employment opportunities</li> <li>• Availability of daytime care options for adults age 60 and older*</li> <li>• Cost of living in your community</li> <li>• Availability of affordable quality housing</li> <li>• Ease of travel by public transportation in your community</li> </ul>	<ul style="list-style-type: none"> <li>• Amenities in community parks (benches, washrooms, well maintained paths, etc.)</li> <li>• Opportunities to enroll in skill-building or personal enrichment classes*</li> <li>• Ease of travel by car in your community</li> <li>• Ease of walking in your community</li> <li>• Opportunities to attend or participate in meetings about local government or community matters</li> <li>• Openness and acceptance of the community towards residents age 60 and older of diverse backgrounds</li> <li>• Neighborliness of your community</li> <li>• Availability of affordable quality physical health care</li> <li>• Sense of community</li> <li>• Valuing residents age 60 and older in your community</li> <li>• Availability of services at the senior center</li> </ul>	<ul style="list-style-type: none"> <li>• Opportunities to attend religious or spiritual activities</li> <li>• Opportunities to volunteer</li> <li>• Fitness opportunities (including exercise classes and paths or trails, etc.)</li> <li>• Recreation opportunities (including games, arts, and library services, etc.)*</li> <li>• Opportunities to attend social events or activities*</li> <li>• Availability of preventive health services (e.g., health screenings, flu shots, educational workshops)</li> <li>• Ease of access to community parks</li> <li>• Availability of affordable quality food</li> <li>• Ease of getting to the places you usually have to visit</li> </ul>

\* Received a score that was higher than the national benchmark

The individual characteristics were summarized into AARP Livable Communities model categories for further analysis. Ratings of Overall Community and the Volunteer and Civic Engagement opportunities received the highest scores. Housing, Job Opportunities, and Outdoor Spaces and Building scored the lowest.

**Figure 6: Pasco-Pinellas Community Readiness Chart**

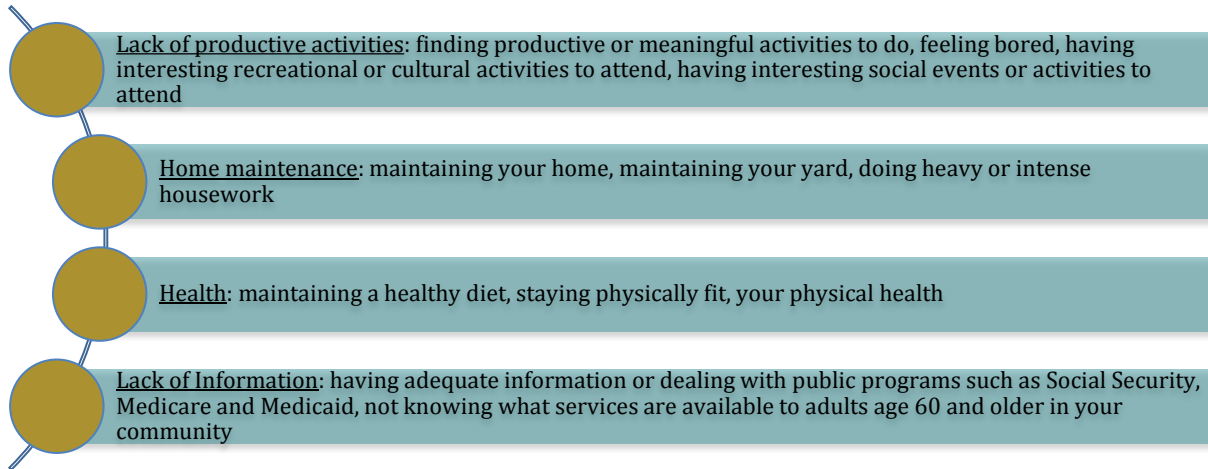


Scale: 0=Lowest/most negative, 100=Highest/most positive

## Older Resident Needs in Pasco-Pinellas AAA

Over 40 individual survey questions about specific problems faced by older community members were included in the survey to assess the prevalence of older adult needs in Pasco-Pinellas. The issues impacting the greatest number of residents are as follows:

**Figure 7: Most Prevalent Older Resident Needs in the Pasco-Pinellas Community**



Having interesting activities to attend, grief and feeling like one’s voice is heard in the community also affected a large proportion of older residents in Pasco-Pinellas.

**Figure 8: Older Resident Needs in the Pasco-Pinellas Community**

Challenges	Neutral	Strengths
Percent rating as minor, moderate or major problem in past 12 months		
Affects 35% or more	Neutral 26-34%	Affects 25% or fewer
<ul style="list-style-type: none"> <li>● Dealing with the loss of a close family member or friend</li> <li>● Finding productive or meaningful activities to do</li> <li>● Having adequate information or dealing with public programs such as Social Security, Medicare and Medicaid</li> <li>● Maintaining your home</li> <li>● Maintaining a healthy diet</li> <li>● Feeling bored</li> <li>● Maintaining your yard</li> <li>● Having interesting recreational or cultural activities to attend</li> <li>● Having interesting social events or activities to attend</li> <li>● Staying physically fit</li> <li>● Feeling like your voice is heard in the community</li> <li>● Your physical health</li> <li>● Doing heavy or intense housework</li> <li>● Not knowing what services are available to adults age 60 and older in your community</li> </ul>	<ul style="list-style-type: none"> <li>● Having enough money to meet daily expenses</li> <li>● Feeling physically burdened by providing care for another person</li> <li>● Having safe and affordable transportation available</li> <li>● Having enough money to pay your property taxes</li> <li>● Feeling emotionally burdened by providing care for another person</li> <li>● Dealing with legal issues</li> <li>● Affording the medications you need</li> <li>● Feeling lonely or isolated</li> <li>● Building skills for paid or unpaid work</li> <li>● Experiencing confusion or forgetfulness</li> <li>● Having friends or family you can rely on</li> <li>● Finding affordable health insurance</li> <li>● Getting the oral health care you need</li> <li>● Finding work in retirement</li> <li>● Performing regular activities, including walking, eating and preparing meals</li> <li>● Finding meaningful volunteer work</li> <li>● Feeling depressed</li> <li>● Dealing with financial planning issues</li> </ul>	<ul style="list-style-type: none"> <li>● Being physically or emotionally abused</li> <li>● Figuring out which medications to take and when</li> <li>● Having enough food to eat</li> <li>● No longer being able to drive</li> <li>● Having housing to suit your needs</li> <li>● Feeling financially burdened by providing care for another person</li> <li>● Getting the vision care you need</li> <li>● Being treated unfairly or discriminated against because of your age</li> <li>● Falling or injuring yourself in your home</li> <li>● Getting the health care you need</li> <li>● Being the victim of a crime</li> <li>● Being the victim of a fraud or scam</li> </ul>

While Figures 7 and 8 demonstrate problems affecting the largest number of older residents in Pasco-Pinellas, the severity of all of the needs is not equal. Although the lowest prevalence of need in the areas of Caregiver Burden and Safety, needs can be quite serious for those affected. It should be understood that the percent of the population that experiences a problem is not a measure of how difficult a problem is to endure for the people who share it. Some needs or opportunities, though rare as a percent of residents, have a particularly devastating impact on residents' quality of life – for example, needing help transferring from bed to wheelchair or having a problem with safety, so it is important to consider both the prevalence of the need or opportunity and its centrality to residents' sustained independence.

The 40 individual needs were rolled up into 12 larger categories. The estimated prevalence of the need and the number affected is presented in Figure 9.

**Figure 9: Older Resident Needs in Pasco-Pinellas**

Area of need	Percent with need	Number affected in 2019 (N=426,256)
Safety	19%	81,204
Civic engagement	79%	338,576
Social engagement	42%	177,558
Recreation	28%	119,481
Financial and legal	37%	157,524
Meaningful activities	44%	188,467
Caregiver burden	14%	60,542
Physical health	65%	276,386
Mental health	39%	166,772
Health care	35%	150,243
Institutionalization risk	31%	132,761
Basic necessities	28%	120,937



# Taking the Next Steps in Pasco-Pinellas

The CASOA served as a broad baseline assessment of the quality of Pasco-Pinellas for older adult livability. As with all strengths and needs assessments, there are many paths that could be pursued for community betterment. Resources will not allow for all the desired improvements at once, thus it is important to engage a group of community stakeholders to work together to identify the most immediate focus areas and strategies. Selecting three to five areas of most importance and working diligently in these areas will be more fruitful than a more diffused approach to community intervention. The following process can help move your community on the right path to creating a more elder-friendly community.

Figure 10: From Data to Action

